


'Our young children are the future of our community. What we do today matters!'

State of the Child Report Campbell River 2014



Introduction

The Campbell River Family Network is a network of coalitions working together to strengthen the capacity and commitment of the communities in the Campbell River region to help our young children, from preconception to age 6. Research shows that children do better when their families feel connected to their community. In turn, communities do better when their young children thrive.

The 2014 Campbell River State of the Child Report aims to bring greater awareness of the importance of the early years and to encourage all to take action.



The Coalition's Vision:

Our community embraces a culture that works collaboratively to coordinate and optimize resources, imagination, and commitment toward the healthy development of all our children.



Family and Economic Well-Being

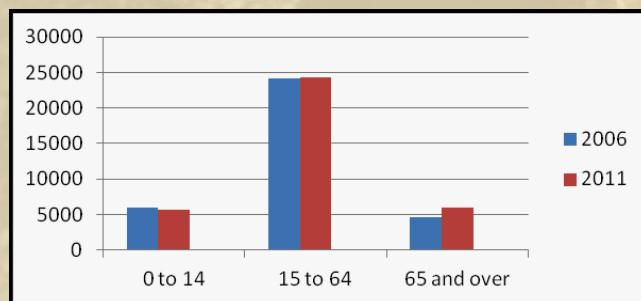
Demographics

The population of Campbell River was reported as 36,096 in the 2011 census (compared to 29,572, census 2006), of which 5720, or about 15.8% of the population, are children under 14 years of age.

Between 2006 and 2011, the number of children 0–14 years declined by 5.2%.

Age Group	Population 2011
0-4	1810
5-9	1870
10-14	2040

Campbell River – Age Distribution



The Aboriginal population makes up 10.2% of the overall population in Campbell River. Aboriginal children aged 14 and under represent 24.2% of the total Aboriginal population (census 2011).

Families and Households

In 2011, the number of census families in Campbell River was reported as 10,925, which represents a growth change of 5.8% from 2006.

In Campbell River, 68.2% of families were married couples while 15.7% were common-law couples and 16.1% were lone-parent families. According to Census Canada:

Lone Parents	Campbell River	BC
Female	1180	149,010
Male	375	40,795

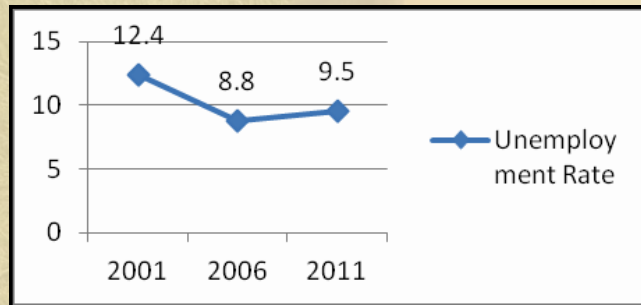


37.6% were couples with children aged 24 and under at home in Campbell River.

'Our young children are the future of our community. What we do today matters!'

Family Economics

Employment rate Campbell River: 55.6% (Stats Canada 2011).



In 2011, BC Statistics showed BC had an unemployment rate of 7.5%, and currently as of December 2014, BC has an unemployment rate of 5.4%. December 2014 Stats Canada shows Vancouver Island and Coast has an unemployment rate of 5.2% and an

employment rate of 54.6%. Local stats were not available. 14% of ages 15–24 were unemployed in BC in 2011, compared to 12.9% in 2014.

Income status based on after-tax low-income measure in 2010 according to Stats Canada:

Total Income	Campbell River (%)	BC (%)
Without income or less than \$27,815	51.7	51.4
\$27,815 to \$51,304	25.2	24.1
\$51,305 and over	23.1	24.5

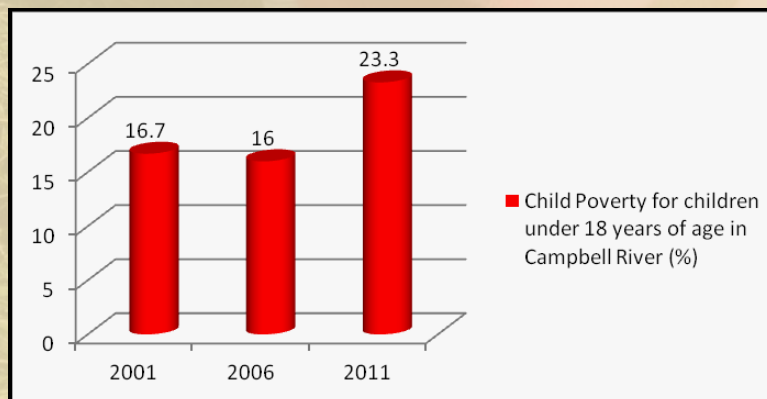
Median after-tax income for families in Campbell River, British Columbia:

Family Structure	number	2010	2006	2001
All Families	10,870	\$62,325	\$62,040	\$55,193
*Lone-parent Families	1,560	\$30,515		



*Males typically make more than females, making it tougher for single mothers (\$30,674 per year vs \$21,422). (Stats Canada)

Child Poverty



Poverty is measured by low income (BC Poverty Reduction Coalition). According to Stats Canada, in Campbell River 22.8% of children less than 6 years of age live in poverty, compared to the provincial average of 18.5% and compared to 13% in the rest of the country. BC has the highest child poverty rate in Canada, yet we are now one of only two provinces left with no poverty reduction plan!

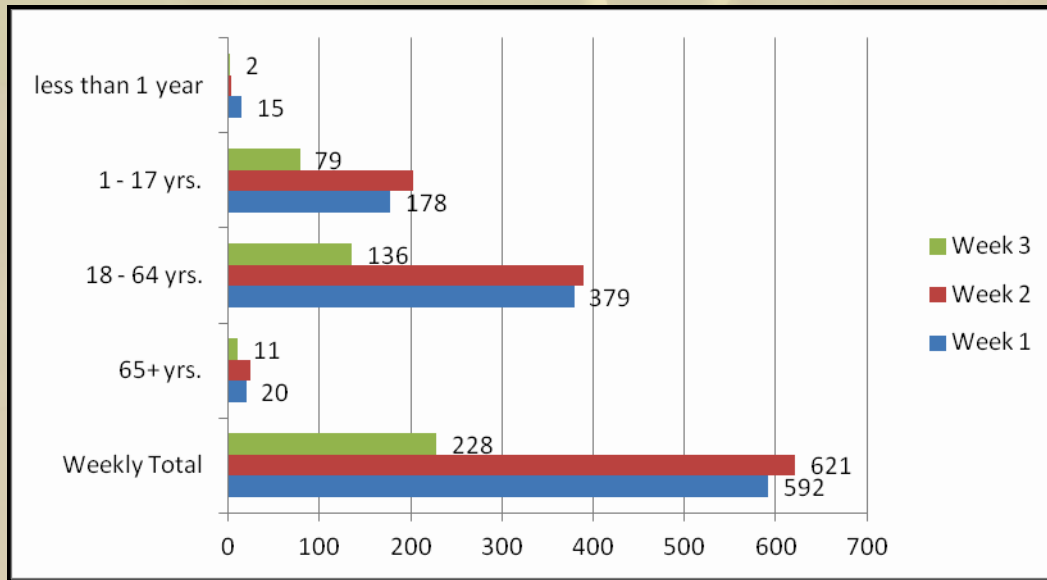


22.8% of children less than 6 years of age live in poverty in Campbell River.

State of the Child Report
Campbell River 2014
www.crfamilynetwork.ca

Food Security

In March 2012, nearly 100,000 people in BC used food banks, and 30.8% of them were children (Food Banks Canada, Hunger Counts). The Campbell River Food Bank serves approximately 4684 people (997 individuals and 1083 families). This number represents the number of people registered. In the month of November, the Campbell River Food Bank served 481 children under the age of 17.



Food Bank usage for the month of November 2014, according to age, in Campbell River.



Campbell River Food Bank Stats for month of November 2014.

	Singles	Families	0>1	1>17	18>64	65+	Total
Clients on Cards	997	1083	67	1506	2972	139	4684
November Stats:							
1st Week			15	178	379	20	592
2nd Week			4	203	389	25	621
3rd Week			2	79	136	11	228
Balance			1	1	2		4
Dailies							618
Totals			22	461	906	56	2063



The chart depicts the number of registered clients: number of singles, families, and broken down into each age category.

The lower numbers indicate stats of how many the food bank served in the month of November 2014. Not all registered clients come every month, which explains the difference. The Food Bank is only open 3 weeks of the month and transportation is a barrier for many families.

In 2014, 30,000 BC children relied on food banks, up 23% from 2008.

–Food Banks Canada, Hunger Count 2014

The monthly food bill for families in the Island Health area for a nutritious food basket for a family of four was \$948/month in 2013, which was the highest in BC. A monthly food bill for a family of four in BC in 2013 was \$849/month (Island Health).

'Our young children are the future of our community. What we do today matters!'

Child Protection

According to Stats Canada 2011:

- 2.35% of children newborn to 18 years old were reported as living in need of protection.
- 1.34% of children newborn to 18 years old were living in care.
- 8.5% of Aboriginal children under the age of 14 lived in foster care, with grandparents, or other family members.

154 children 0 to 16 years were living in care in Campbell River as of November 2014.

–MCFD, Campbell River

Housing

It is recommended by Stats Canada that home owners and renters spend no more than 30% of their income on mortgage or rent. In 2010, households in Campbell River that paid 30% or more of household total income toward shelter costs represented 25.4%. This proportion was lower than the British Columbia proportion (30.3%).

The average single family home in Campbell River cost \$292,926 in November 2014, which has not changed since November 2013. In November 2014, the average rent for a three bedroom apartment was \$893, and a three bedroom house was \$950. A wide range in rents is dependent on dwelling type (Vancouver Island Real Estate Board).

102 children ages 0 to 6 currently reside in local BC Housing complexes in Campbell River as of December 2014.

–Makola Housing, Campbell River

Transportation

Children ages 6 and under can ride the bus for free with an accompanying adult paying full price. The age was increased from age 4 to 6 in response to meeting needs of families and reducing barriers. This has not solved the barrier issue of cost. BC Transit currently offers many free days throughout the year during community family events, such as the Children's Health Fair, Canada Day, and National Child Day. Cost of bus pass: \$52/adult/month, one-way trip: \$2.50/adult.

Living Wage

A living wage is the rate of hourly pay required by a family to cover the basic needs of the household, such as food, clothing, shelter, child care, and transportation in their area. It does not reflect other costs such as cable, internet, entertainment, savings for children's education or home ownership, or vacations. Living wage calculations are based on a two-parent family with 2 children—the most common family unit in BC—and each parent working full-time. There is no data on a living wage for Campbell River; other Island cities have done their work. Living Wage for Families calculates Victoria has \$18.93 (2014), Port Alberni at \$17.22 (2014), and Qualicum at \$17.20 (2013).

Every member of a community is affected by low wage poverty.

A living wage makes sense as it reflects what a family's income should be in order to keep out of extreme poverty. In Campbell River, many parents work several part-time minimum wage jobs to support their families.

State of the Child Report
Campbell River 2014
www.crfamilynetwork.ca

Early Care and Learning

The first 6 years are critical in shaping a child's brain. Early experiences provide the base for development and functioning throughout life.

90% of the brain develops by age 5.

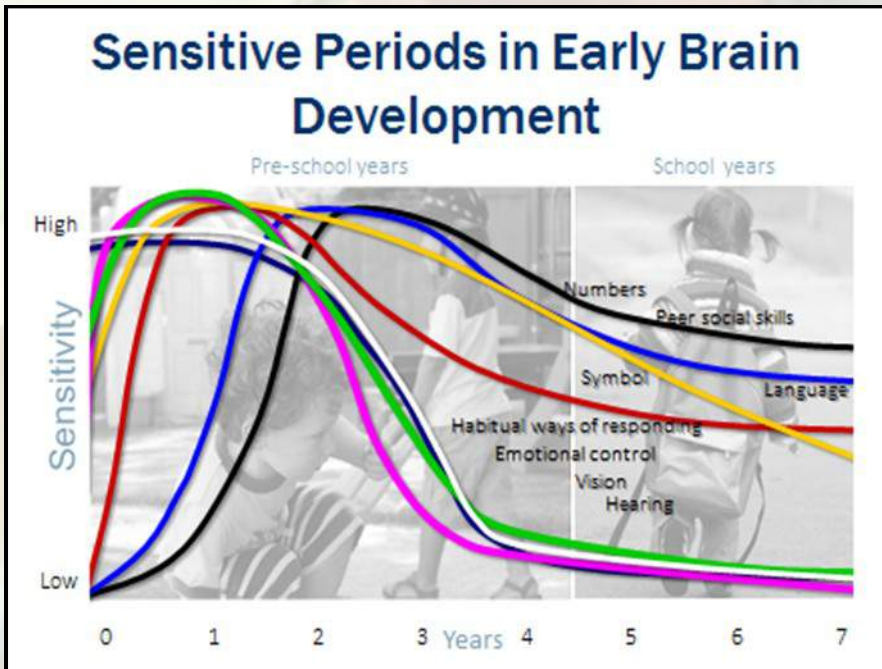
Child Care and Preschool

There are approximately 1041 licensed child care spaces in Campbell River and area (Child Care Facilities list), fall 2014:

- There are 874 licensed child care spaces in group facilities, preschool programs, and before/after school child care programs. There are 119 spaces in licensed family child care.

- There are an additional 48 spaces in licensed multi-age child care facilities (family child care but the operator has ECE license qualifications).

- The Aboriginal communities in Campbell River and area (on reserve/off reserve) provide a range of early childhood and Aboriginal Head Start services providing 118 spots for childcare/early learning. All of the programs support language and cultural teachings.



Human Early Learning Partnership, UBC

Kindergarten

Enrollment numbers collected for kindergarten students across School District #72 during fall 2014 were 393. In Campbell River, there are 10 elementary schools and 5 in the outlying areas of Quadra Island, Cortes Island, Sayward, Read Island, and Oyster River. A concern since the beginning of full day kindergarten is the high absenteeism throughout the year each year. According to School District #72, on average children are absent 27 to 37 days per year in Kindergarten and grade one. This is equivalent to missing 2 months of school. Factors that may contribute to high absenteeism: absentee parents (one parent working away from home), full day Kindergarten, and the high cost of transportation (and bus fares).

Number of licensed group child care facilities:

Infant	2
Toddler	6
3-5 year olds	12
Preschool	9
Out of School Care	9



Currently, there are many children on waitlist for child care in Campbell River. The greatest need is for infant and toddler care in the community.

'Our young children are the future of our community. What we do today matters!'

The cost of child care varies, although some facilities may be as high as \$53/day due to the young age of the child and provision of food, etc. Some licensed family child care centres charge \$45/day as they provide school pick up and drop off children to schools. **An average family with 2 children in child care under the age of 5 in Campbell River can pay upwards of \$1750/month.** Subsidies to assist with child care costs are available through the Ministry of Children and Family Development for families that meet the eligibility requirements based on income.

Child care services often cost more than university at the very moment many parents are trying to pay down their own student debts.

–Paul Kershaw, Generation Squeeze

Family Resource Centres

Early Learning programs support parenting education, relationship building, and promote healthy development in children. There are currently 40 free/low cost drop-in early learning opportunities for young children and their families in Campbell River per week. Of these, there are 4 StrongStart Centres

and 3 mobile StrongStarts within Campbell River and area (Sayward, Quadra, and Oyster River). There are 17 Family Place programs (some are seasonal) and 4 Family Gym times offered through Parks and Recreation.

StrongStart programs are typically full each day with closing

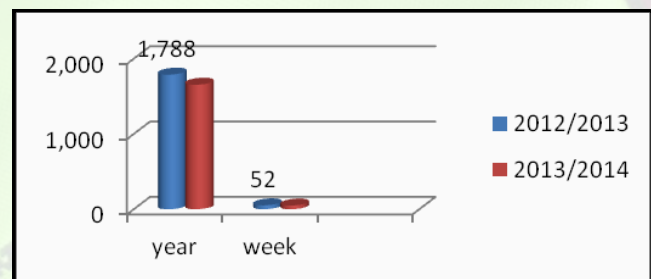
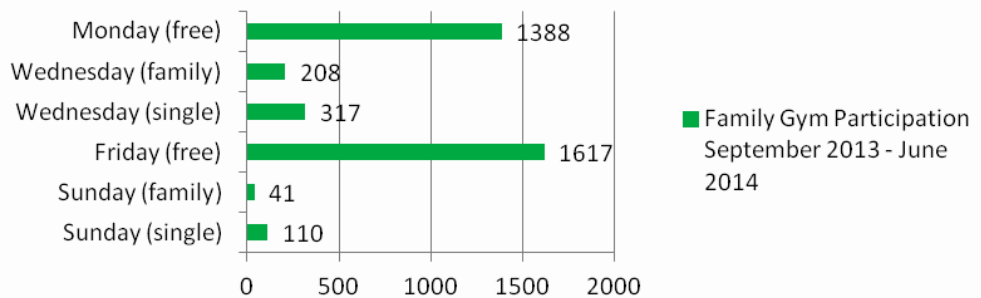


doors due to numbers already in attendance. Family Place programs logged 12,010 visits for the year of 2013/2014 (April 1 – March 31).

Books for Babies is a program organized through Campbell River Literacy and Success By 6. To encourage early learning, 400 Books for Babies bags were assembled and handed out to newborns through the local Public Health Unit during 2014. The resource bags consist of a book, music cd, dvd, community resources (Aboriginal programs, StrongStart programs, Family Place/Gym, etc.), growth chart, and *The First Five Years* booklet.

Family Gym is run by the City of Campbell River through Recreation and Culture. Mondays (sponsored by Family Place, MCFD) and Fridays (sponsored by Success By 6) are free for families. Wednesdays and Sundays families pay \$3.00 per child or a family rate of \$5.00.

Family Gym Participation September 2013 - June 2014



Participation numbers in Family Gym on Fridays over 2 years (33 weeks each year).

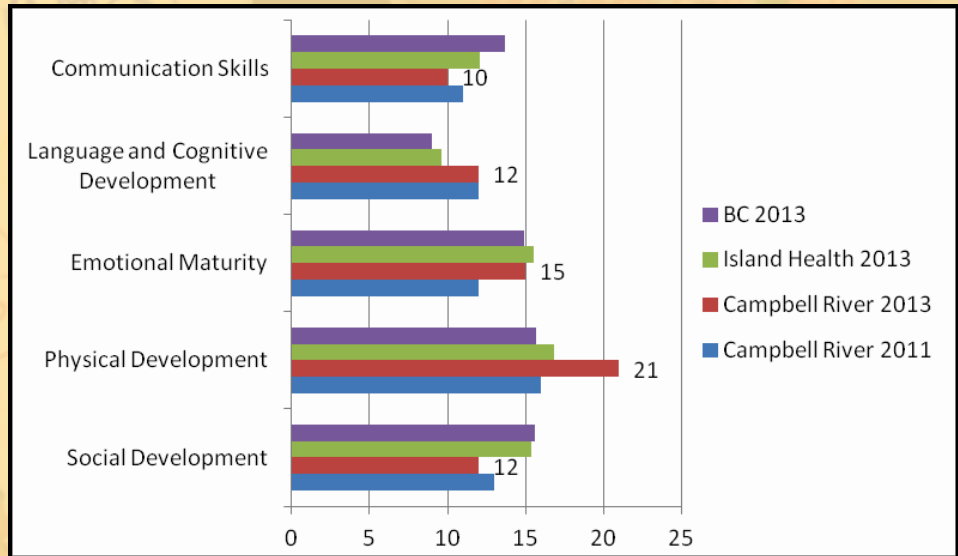
Early Development Instrument

The Early Development Instrument (EDI) measures children's development up to kindergarten across five domain areas: language and cognitive development, emotional maturity, communication skills, social competence, and physical health and well-being.

According to the most recent results from the 2013 school year, **32%** of children in Campbell River and surrounding area are vulnerable on one or more scales, as compared to the provincial rating of 32.5%.

The Physical Health and Well-Being, and Emotional Maturity scales

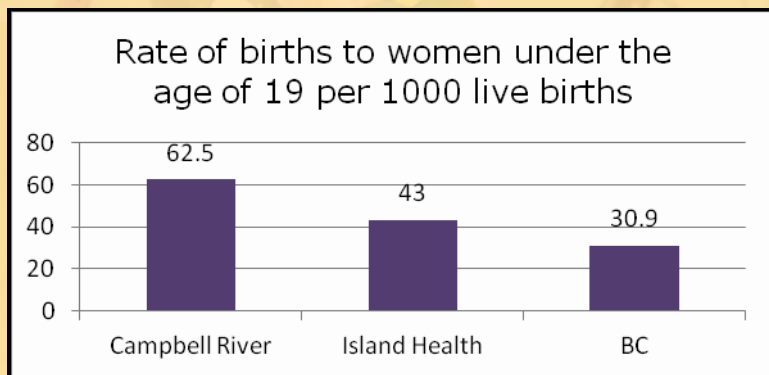
increased in vulnerability over time. The Language and Cognitive Development scale remained stable and the Social Competence and Communication Skills scales decreased in vulnerability over time.



Health and Wellness

Prenatal Health

Smoking during pregnancy can lead to low birth weight, pre-term birth, and can jeopardize the future health of the infant. According to Island Health, 81.7% of pregnant mothers reported being smoke free during their pregnancy in 2011.



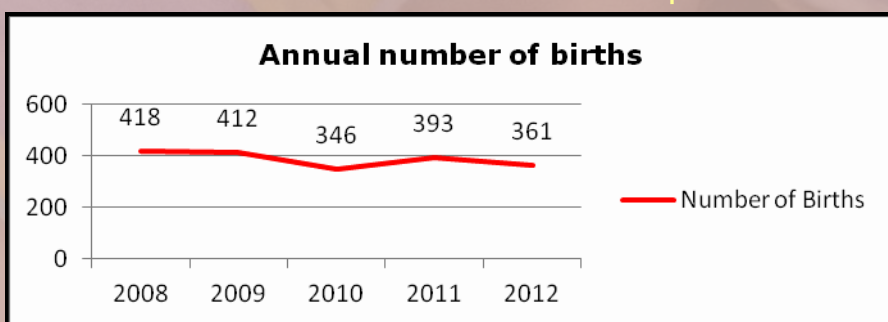
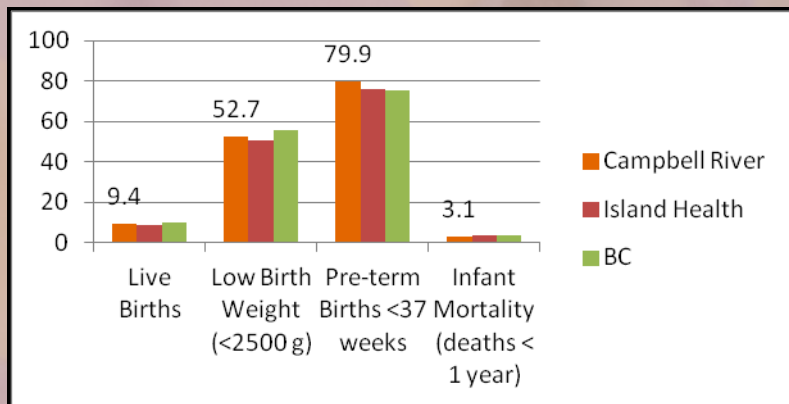
122 births in the local health area to young women 15-19 years, 1 birth to someone <15 years (encompasses all of School Dis-

trict #72) between 2007-2011 (Island Health).



'Our young children are the future of our community. What we do today matters!'

Birth Statistics per 1000 live births.



Immunization Rates



Island Health stats show:

Up-to-date 2 year old rates for Campbell River:

- For 2013, 73.7% (children born in 2011).
- For the first 3 quarters of 2014, 71.1% (children born in 2012).

Up-to-date 7 year old rates for Campbell River:

- For 2013, 78.8% (children born in 2006).

(Up-to-date means that children receiving their shots are current with all shots by age 2 and age 7.)

Physical Activity

There are no local stats on children's physical activity. According to Zone In (www.zonein.ca) technology overuse is related to child attention problems, poor aca-

demics, aggression, family conflict, impaired sleep, developmental delays, attachment disorders, impaired body image, obesity, and early sexuality. Children should use no more than 1-2 hours per day of combined technology use, yet elementary children use on average 8 hours per day!

Screen Time Recommendations for Young Children:

Age	How Much?
0-2 years	none
3-5 years	1 hour/day
6-12 years	2 hours/day

Dental Health

Statistics for children's dental health are provided by the local community hygienist at Public Health through Island Health. Data is for all children in Kindergarten.

Number of Children	2006-2007	2009-2010	2012-2013
Screened	330	346	373
With no visible broken enamel	203	213	250
With restored teeth	77	72	72
With broken enamel	50	59	51
Who need urgent dental treatment	3	4	13

Majority of Kindergarten children who were screened had no broken enamel.

Majority of Kindergarten children noted with restored teeth may have had extensive dental treatment such as stainless steel crowns and/or missing teeth, which would have been completed via dental surgery in hospital under general anesthetics.

Kindergarten children with broken enamel may have been recommended to have dental surgery in hospital under general anesthetic.

There was an increase in urgent dental treatment needed, which means the child says they are in pain and/or has an infection present in the mouth.

Early Intervention and Child and Family Support Programs

Many of the early intervention programs and family support programs offered through Dogwood Place (Campbell River and District Association for Community Living):

- The FASD Key Worker supports families with children between the ages of 0 and 19 who have diagnoses of FASD, are suspected of having FASD, or have similar Complex Behavioural Disorder.
- They provide speech and language services, physical therapy services, occupational therapy services, as well as programs for family resources and infant development.

- Supports children from birth to 12 years of age, who have a developmental delay, to fully participate in inclusive neighbourhood child care programs.



Stats for September 2014 for Dogwood Place programs:

- Speech and Language Services (2.6 FTE, .4 FTE Speech and Language Assistant)
Active Caseload – 76 Waitlist – 42
Waiting for initial consult – 11 Total – 129
- Physical Therapy (0.5 FTE)
Active Caseload – 35 Waitlist – 18
Total – 53
- Occupational Therapy (1.6 FTE – both positions are vacant, 0.4 FTE Occupational Therapy Assistant with temporary funding)
Active – 0 Waitlist – 67 Total – 67
- Infant Development Program (2.0 FTE)
Caseload – 97
- Supported Child Development Program (4.0 FTE, 1.25 FTE Support Workers)
Caseload – 90
Waitlist for extra staffing support – 10



"Building the future through the eyes of a child."

'Our young children are the future of our community. What we do today matters!'

Community Concern: Currently, children who have been referred for autism assessment by a pediatrician (0–6 years) are waiting over a year from the date of referral, and families are being asked to travel to Nanaimo for assessment. In the past, a psychologist has travelled from Victoria and involved service providers from the child’s community. Travel can be a barrier for some families. Community agencies have identified 20 children in the community who have started the process of referral for Autism Spectrum Disorder. However, this number is unconfirmed as many children do not attend any programs, therefore they are not on anyone’s radar. School District #72 has 74 students (2014/2015) with the Autism Spectrum Disorder.

Campbell River Family Services offers a wide range of early years and child and family services and programs to the community: individual and group support.

Laichwiltach Family Life Society provides a range of services for Aboriginal families: early learning programs, counselling, support groups, therapy groups, and parenting programs.

Stats for October 2014 for Laichwiltach Family Life early learning programs:

- Aboriginal Infant Development Program (1.8 FTE)

Active Caseload – 32 children Waitlist – 0
Total – 32

- Aboriginal Supported Child Development Program (0.9 FTE)


Active Caseload – 26 children Waitlist – 0
Total – 26

- Aboriginal Occupational Therapy Program (0.5 FTE)

Active Caseload – 17 Waitlist – 4
Total – 21

- Aboriginal Speech/Language Therapy Program (1.0 FTE)

Active Caseload – 28 Waitlist – 12
Total – 40



C hild Friendly Environments

Library Services

The Campbell River Library Branch (Vancouver Island Regional Library) is just one library in a Zone that serves a total of 6 library branches (Campbell River, Cortes Island, Gold River, Quadra Island, Sayward, Tahsis). The Campbell River Library provides regular programs and special events throughout the year:

- Family Storytime (regular program) – Tuesday mornings.
- Babytime & Toddlertime (regular program) – Wednesday mornings.
- Storytime with Dad (semi-regular program) – specific Saturdays.
- Family Literacy Day/Week – January

of each year.

- Summer Reading Club.
- And many more.

In 2014, the Campbell River Library Branch circulated a total of 81,940 juvenile items (58,516 of those were books), and roughly 1100 Children cards registered at the Campbell River branch. The library had a total of 98 children’s programs with 1386 kids attending. This does not include the adults/parent/caregivers present.





Low Cost Leisure Services

The City of Campbell River Parks, Recreation & Culture and Strathcona Gardens offer the L.I.F.E (Leisure Involvement for Everyone) program. The program has been designed to provide healthy lifestyle opportunities to residents of Campbell River who face financial challenges.

The L.I.F.E. program provides each eligible person with:

Community Centre, Sportsplex, and Centennial Pool:

- 52 Free Drop-in admissions (pool, weight room, and some drop-in programs and classes).
- 50% reduction in fee for 3 City of Campbell River Recreation programs (some exceptions apply).

Strathcona Gardens:

- 104 Free Drop-in admissions.
- 50% discount on 3 programs.

Throughout the year, the City of Campbell River sponsors many free and low cost family programs/events. An example is the free summer events held at the **Spirit Square** for families.

Parks

With more than 50 kilometres of trails and 1500 hectares of parkland and natural space, the City of Campbell River offers many opportunities to enjoy the outdoors. Campbell River has 48 parks available for enjoyment, which includes a splash park.

Museum

The Campbell River Museum offers a wide selection of family friendly activities that portray the west coast lifestyle and history: fishing, logging, Aboriginal, Willow's Hotel exhibits, and some hands-on activities for children (e.g., 15 minute movies to watch about Ripple Rock Explosion and other topics). Also offers free seasonal family events (e.g., Festival of Trees, Steam Donkey Labour Day, Literacy Week, etc.).

The museum is free on Wednesdays to Campbell River residents. Bring identification with home address.

Church Sponsored Programming

Local churches also provide many free opportunities for young families to gather together. Many churches open their doors to the community to support young children.



'Our young children are the future of our community. What we do today matters!'

NOTE:

Census data for 2011 reflects the first time that census data completion was voluntary; numbers are suspected to be higher.

Sources:

- Statistics Canada website links:
 - <http://www12.statcan.gc.ca/census-recensement/2011>
 - <http://www12.statcan.gc.ca/census-recensement/2006>
 - <http://www.statcan.gc.ca/tables-tableaux/sum-som/l01/cst01/lfs05f-eng.htm>
 - <http://www12.statcan.gc.ca/census-recensement/2011/dp-pd/prof/details/page.cfm?Lang=E&Geo1=CSD&Code1=5924034&Geo2=PR&Code2=59&Data=Count&SearchText=Campbell%20River&SearchType=Begins&SearchPR=59&B1=All&Custom=&TABID=1>
- BC Statistics website link: <http://www.bcstats.gov.bc.ca/StatisticsBySubject/LabourIncome/EmploymentUnemployment.aspx>
- Island Health - North - Child Care Facilities list printed October 29, 2014. Direct communication with Medical Chief Officer; and Community Hygienist and Nutritionist through Public Health. December 2014.
- Campbell River Food Bank. Personal communication with Coordinator. December 2014.
- Food Banks Canada: <http://www.foodbankscanada.ca/>
- Human Early Learning Partnership (2013). SD #72 Campbell River EDI Mapping. <http://earlylearning.ubc.ca/edi/>
- BC Poverty Reduction Coalition: <http://bcpovertyreduction.ca/learn-more/poverty-reduction-in-canada/>
- Vancouver Island Real Estate Board: http://www.vireb.com/assets/uploads/11nov_14_vireb_stats_package_54531.pdf
- Ministry of Children and Family. Personal communication with Team Leader for CYSN, Resources & Out of Care Options. December 2014.
- Rent Board: <http://www.rentboard.ca/>
- Living Wage for Families: <http://www.livingwageforfamilies.ca/> December 2014.
- City of Campbell River www.cityofcampbellriver.ca and City of Campbell River Parks, Recreation & Culture Department. Personal communication with Program Coordinator. December 2014.
- School District #72. Personal communication with Assistant Superintendent. November 2014.
- BC Housing/Makola Housing. Personal communication. November 2014.
- Dogwood Place. Personal communication with Family Resource Coordinator. December 2014.
- Laichwiltach Family Life Society. Personal communication with Speech and Language Therapist. December 2014.
- Vancouver Island Regional Library. Personal communication with Children and Youth Librarian. December 2014.

Thank you for the assistance from our community partners: The Campbell River Family Network, Success By 6 Council of Partners, and Campbell River Early Learning Table.





**State of the Child Report
Campbell River 2014
www.crfamilynetwork.ca**

**'Our young children are
the future of our community.
What we do today matters!'**

